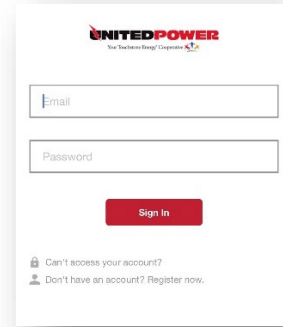



Director Election

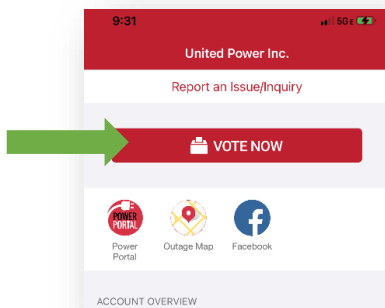
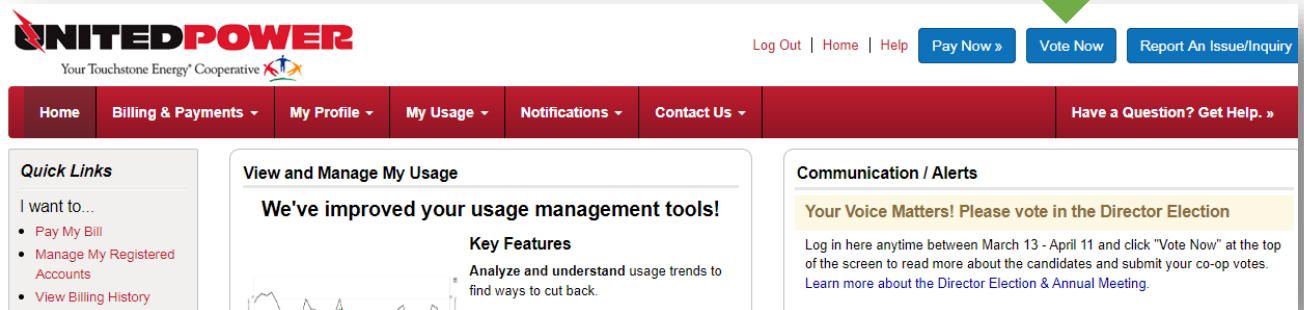
How to: Vote Electronically



1. Log in to your United Power online account via the website www.unitedpower.com or the United Power mobile app.



2. Click **"VOTE NOW"** from the online account home screen or on the mobile app.

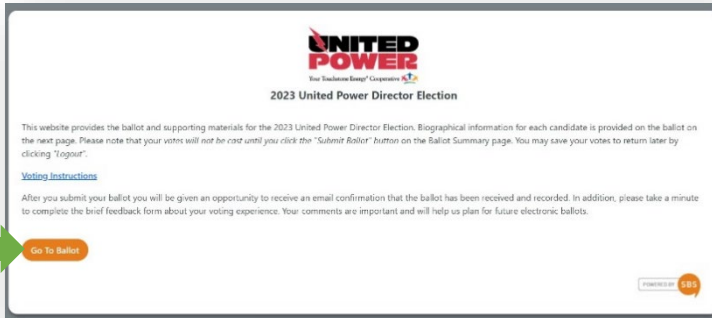


Director Election

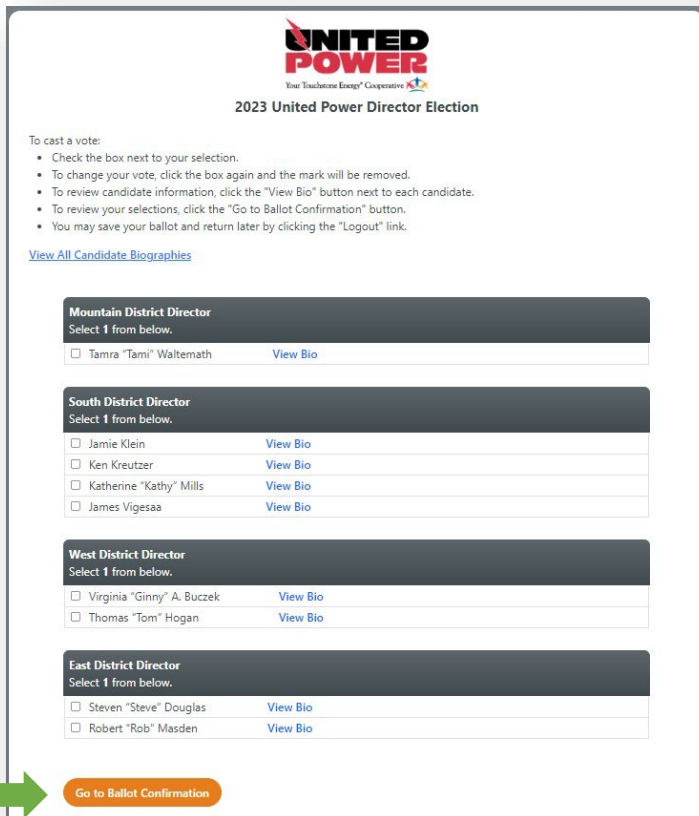
How to: Vote Electronically



3. Click **“GO TO BALLOT”** after reviewing the voting instructions.



4. Select one candidate in each district and click **“GO TO BALLOT CONFIRMATION.”**




Director Election

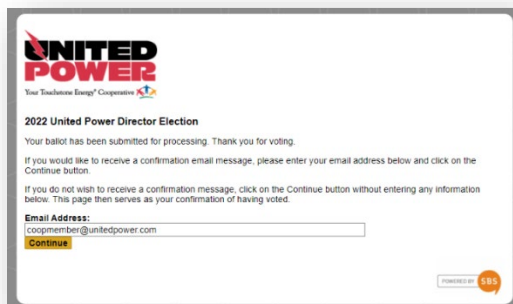
How to: Vote Electronically



- Review your completed ballot and click **“CHANGE VOTES”** to edit, or click **“SUBMIT BALLOT”** to complete your vote.



- Your ballot is now complete. Enter your email address on this final confirmation screen to receive a confirmation email.



Cooperative elections provide one ballot per member account, unlike state elections that allow each registered person to vote. Once a member has submitted their electronic ballot, they are unable to modify their vote, or vote again. This screen confirms that the electronic ballot for the account has been cast.

